Maldives Monthly Climate Outlook

November 2026

Maldives Meteorological Service

meteorology.gov.mv

Maldives Monthly Climate Outlook for November 2026

Summary

Rainfall is likely to be above-normal over most parts of central and northern atolls, normal to above-normal over southern part of the country. Both maximum and minimum temperatures are expected to be above normal throughout the Maldives during November 2026.

Introduction

This consensus outlook on rainfall and temperature for the Maldives has been prepared through assessments of the prevailing and prediction of global climate conditions, and seasonal forecasts from different climate models including WMO Lead Centre for Long-Range Forecast Multi-Model Ensemble (LC-LRFMME), North American Multi-Model Ensemble (NMME), multi-model ensemble climate prediction of RIMES, Rainfall and temperature outlook for south Asia, monthly climate anomalies and monthly forecasts of European Centre for Medium Range Weather Forecasts (ECMWF). Apart from seasonal climate models, prevailing condition and predicted condition of climate drivers are also analyzed.

Current status and expected condition of major climate drivers.

As of October 27, very strong El Niño conditions are prevailing, characterized by above average sea surface temperatures (SSTs) across the east-central and eastern Pacific Ocean, and climate models indicate the event is likely to reach its peak intensity around November-December 2026 and high chance for a strong-to-very strong El Niño through January-March 2027.

A positive Indian Ocean Dipole (IOD) is currently underway and is expected to persist through November 2026.

The Madden–Julian Oscillation (MJO) is currently enhanced over the Indian Ocean. Most models indicate that the high amplitude of the MJO to remain active over the Indian Ocean

during the 1st half of the month, and eastward propagation thereafter. However, uncertainty remains in the forecast for the latter half.

Rainfall and temperature climatology over the Maldives during the month of November

- **Rainfall**

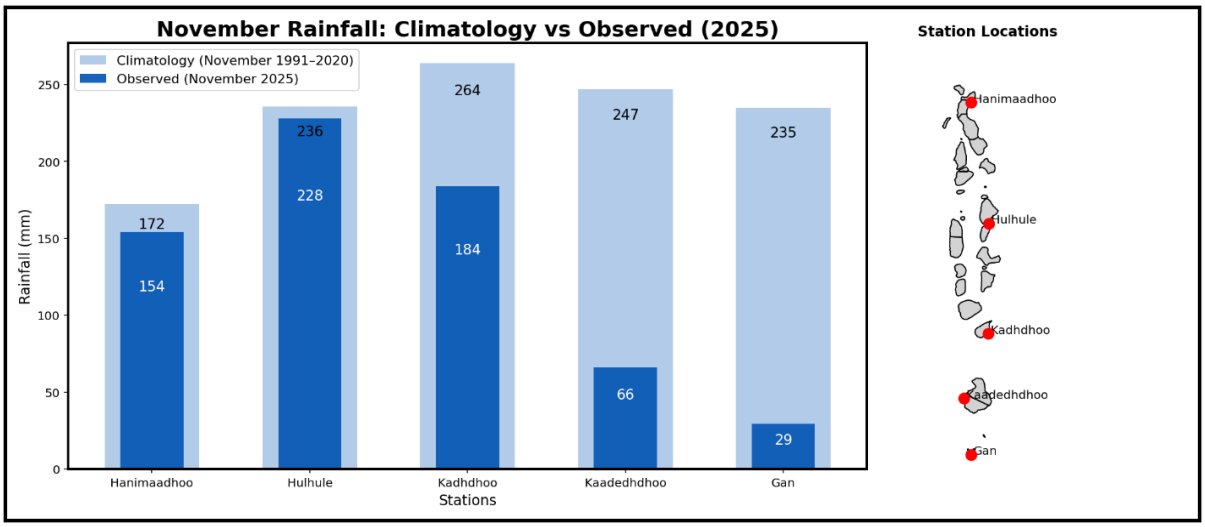

Figure 1- Comparison of total rainfall of five stations of Maldives from 1991 – 2020 with observed rainfall of November 2025.

From Figure 1, compared to the November climatological average rainfall for the period (1991–2020), November 2025 rainfall was 90% in Hanimaadhoo, 96% in Hulhule, and it was 69%, 27% and 12% in Kadhdhoo, Kaadedhdhoo and Gan respectively. According to this observation, rainfall distribution in November 2025 was generally normal across northern and central atolls, while it was below-normal in southern atolls with significantly reduced rainfall towards southern-most part of the country.

- **Temperature**

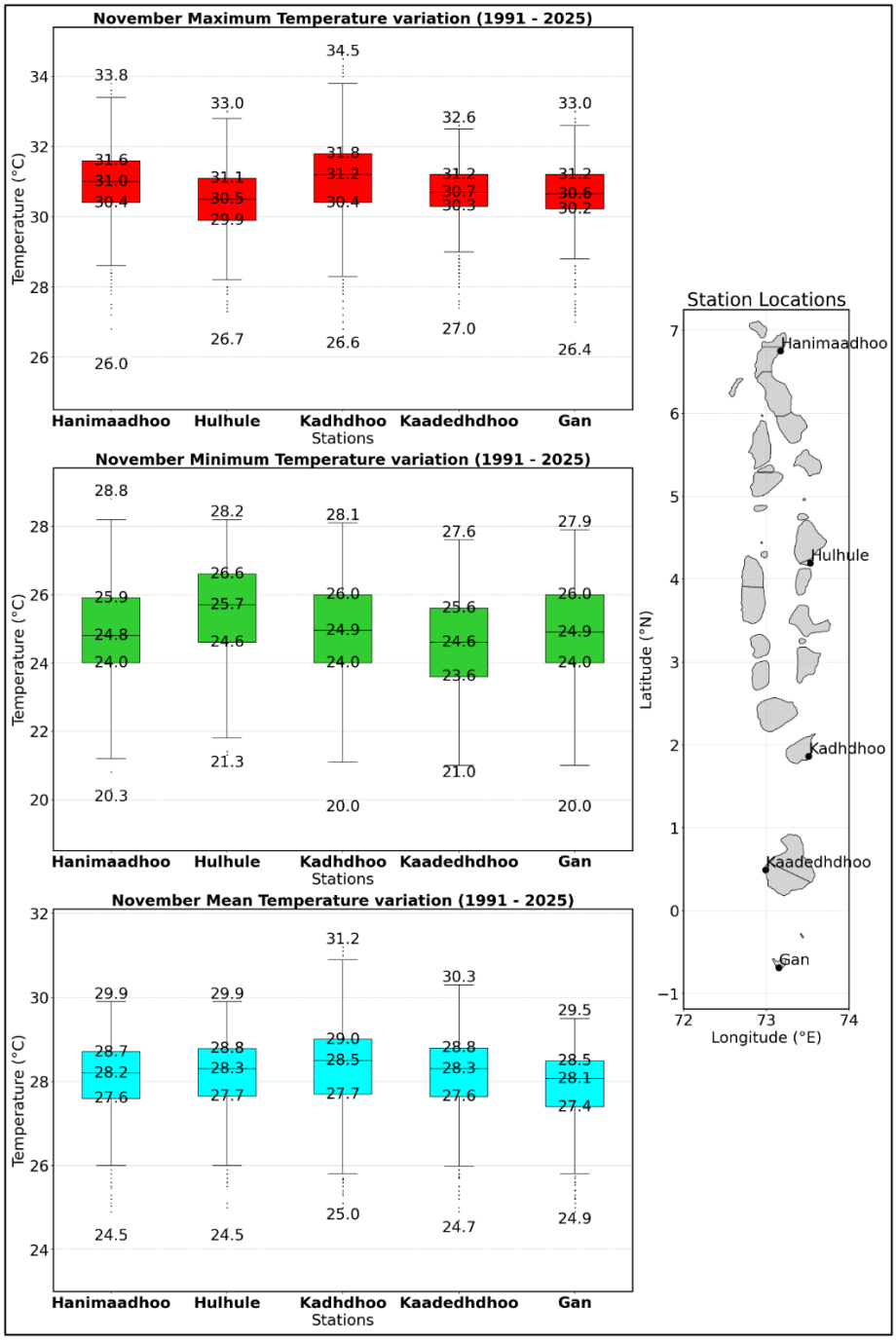

Figure 2 Illustrates the distribution of daily maximum, minimum, and mean temperatures recorded during November at five meteorological stations across the Maldives for the period 1991–2025. The map on the right shows the geographical locations of the stations.

The distribution of temperature shows median maximum temperatures range from 30.5°C and 31.2°C, minimum temperatures range from 24.6°C to 25.7°C and mean temperatures

range from 28.1°C and 28.5°C. Among the five stations, Kadhdhoo recorded the highest maximum temperature, while Kadhdhoo and recorded the lowest minimum temperature.

Rainfall probability for November 2025

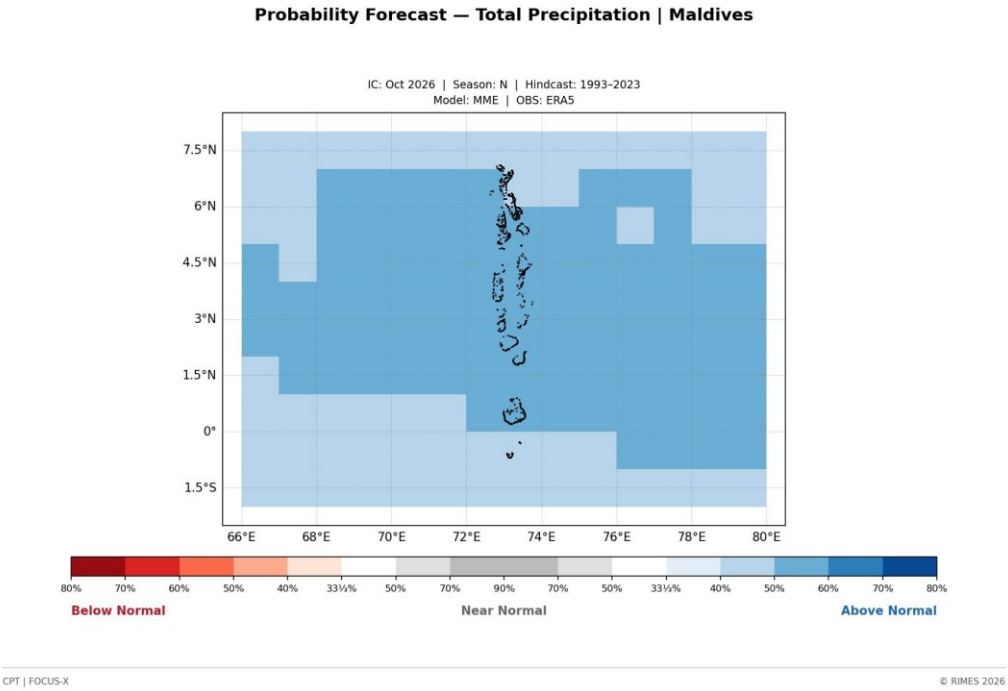

Figure 3 multi-model ensemble forecast based on ERA5 observation data and climate model data. The rainfall map indicates above-normal rainfall across Maldives with 40-50% above-normal over southern-most and northern-most region, and 50-60% above-normal over rest of the areas.

Conclusion

Considering the prevailing strong El Niño conditions, positive Indian Ocean Dipole (IOD), enhanced Madden-Julian Oscillation (MJO) activity over Indian Ocean, together with overall agreement among climate models and climate data analysis, most parts of the central and northern atolls are likely to experience above-normal rainfall, while normal to above normal rainfall likely in southern atolls during the month. Maximum and minimum temperatures are also expected to remain above-normal.

Note:

Normal: Amount of rainfall between 90% - 110% of the average for the period.

Above normal: Amount of rainfall more than 110% of the average for the period.

Below Normal: Amount of rainfall less than 90% of the average for the period